

## HƯỚNG DẪN CẤU HÌNH CAMBIUM CLOUD

### 1. Tạo WLAN

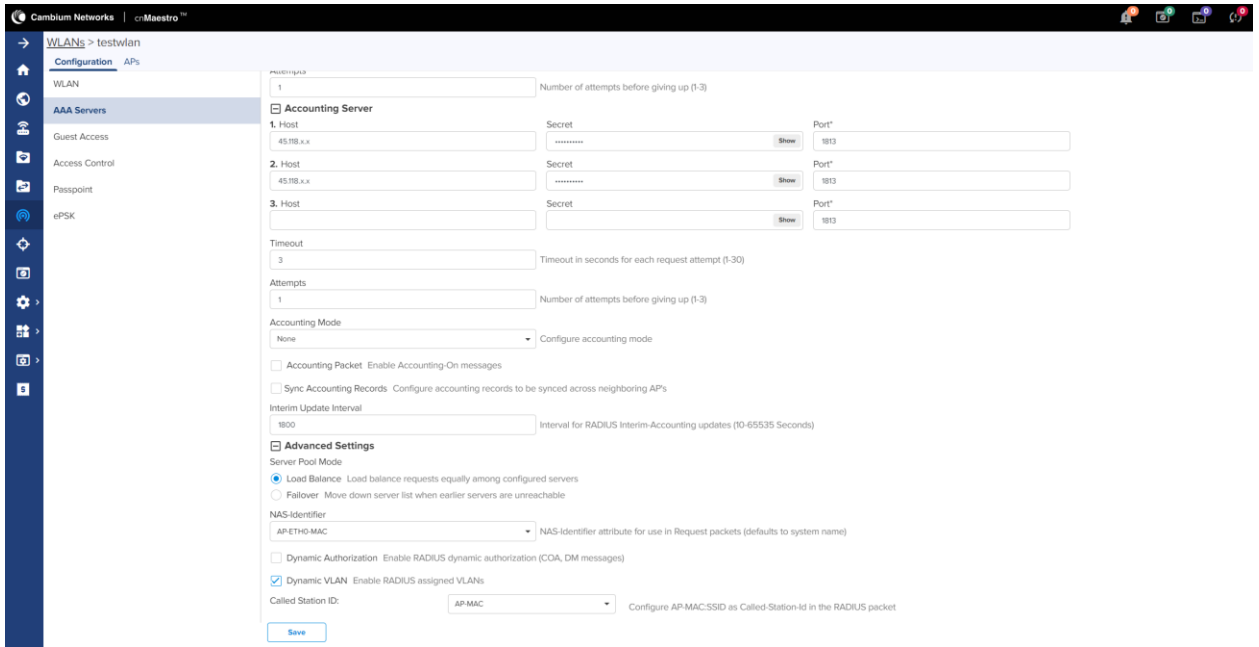
The screenshot shows the 'WLANs > testvlan' configuration page in the Cambium Networks Maestro interface. The left sidebar contains navigation options: WLAN, AAA Servers, Guest Access, Access Control, Passpoint, and ePSK. The main content area is divided into 'Basic Information' and 'Basic Settings'. Under 'Basic Information', the Name and Description fields are both set to 'testvlan'. Under 'Basic Settings', the SSID is 'Cambium', the Mesh is 'Off', the VLAN is '1', and the Security is 'Open'. There are also checkboxes for 'Client Isolation', 'cnMaestro Managed Roaming', and 'Hide SSID'. A 'Save' button is located at the bottom of the form.

### 2. Cấu hình xác thực Radius Server

Host1 : 45.118.139.111 Port 1812 Shared secret : testing123

Host2 : 45.118.139.112 Port 1812 Shared secret : testing123

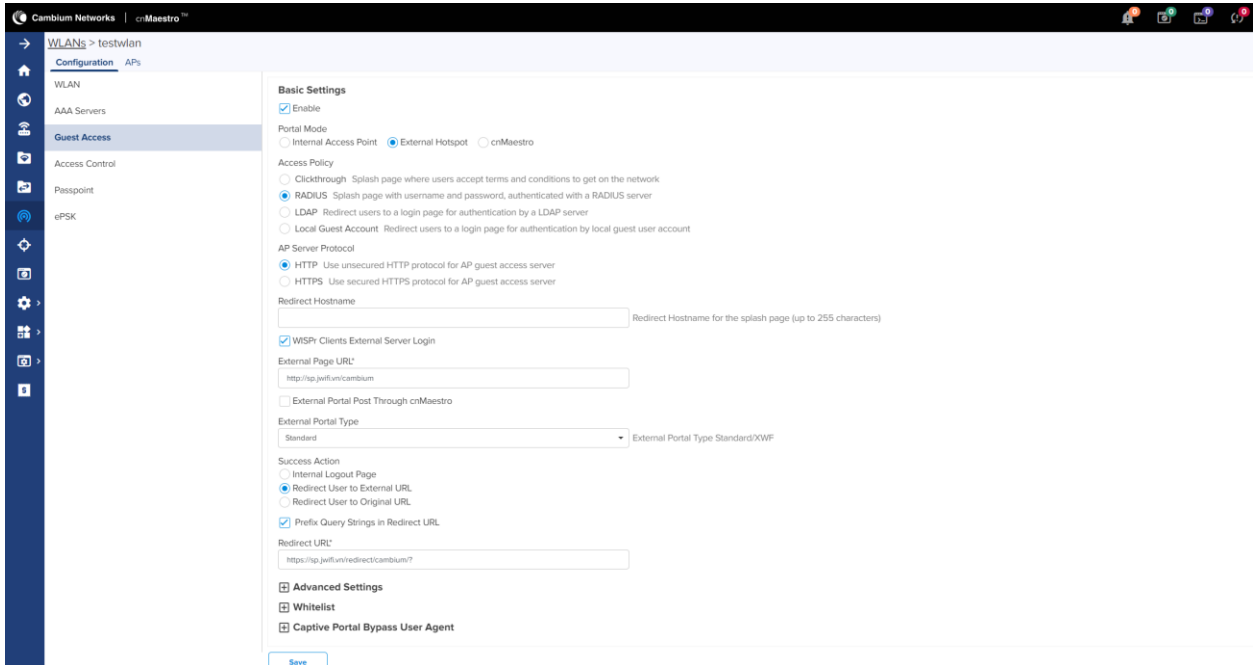
The screenshot shows the 'AAA Servers' configuration page in the Cambium Networks Maestro interface. A warning message at the top states: 'Warning: AAA Servers are configured separately for each WLAN.' The page is divided into 'Authentication Server' and 'Accounting Server' sections. Each section has three rows for configuring Host, Secret, and Port. The 'Authentication Server' section has a 'Timeout' of 3 and 'Attempts' of 1. The 'Accounting Server' section also has a 'Timeout' of 3 and 'Attempts' of 1. There are checkboxes for 'Accounting Mode', 'Accounting Packet', and 'Sync Accounting Records'. An 'Interim Update Interval' of 1800 is also configured. A 'Save' button is located at the bottom of the form.



### 3. Cấu hình Splashpage

External page Url : <http://sp.jwifi.vn/cambium>

Redirect Url : <http://sp.jwifi.vn/redirect/cambium?>



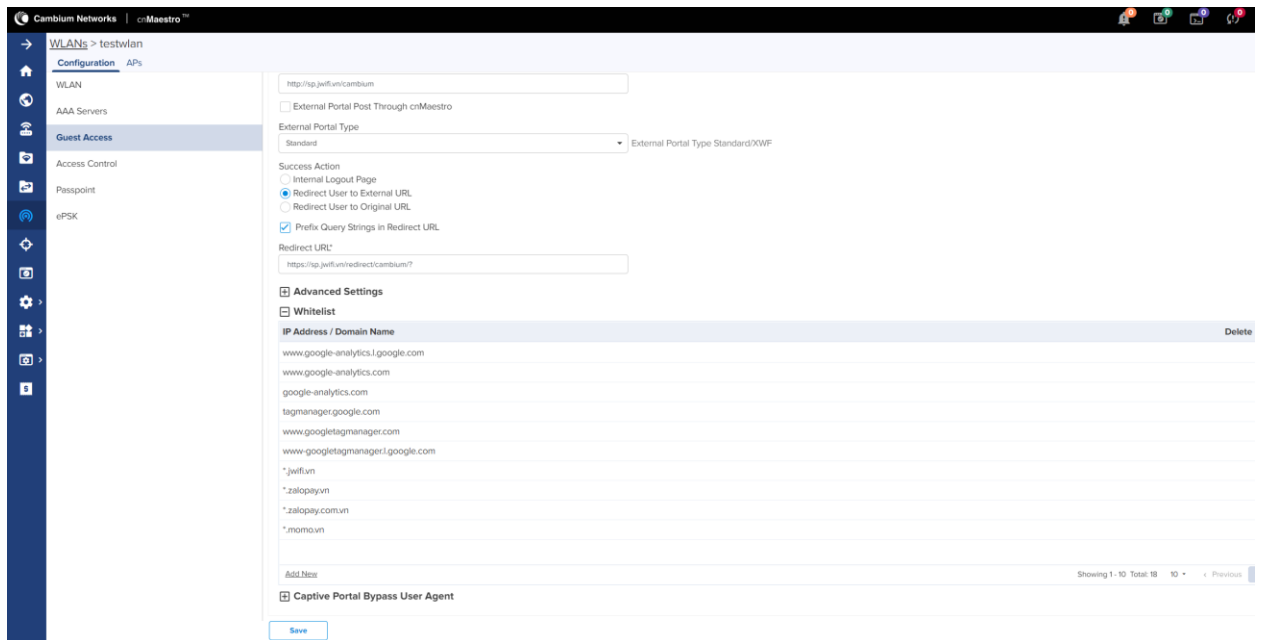
Cấu hình Walled garden

\*.jwifi.vn

\*.zalopay.vn

sbgateway.zalopay.vn

gateway.zalopay.vn  
\*.zalopay.com.vn  
\*.momo.vn  
ebanking.dongabank.com.vn  
vietcombank.com.vn  
payment.napas.com.vn  
www.google-analytics.l.google.com  
www.google-analytics.com  
google-analytics.com  
tagmanager.google.com  
www.googletagmanager.com  
www-googletagmanager.l.google.com  
www3.l.google.com  
\*.facebook.com  
\*.facebook.net  
\*.userreport.com  
\*.fbcdn.net  
scontent.fsgn2-4.fna.fbcdn.net  
\*.akamaihd.net



#### 4. Cấu hình access control

The screenshot shows the 'Access Control Lists' configuration page in the Cambium Networks crMaestro interface. The left sidebar contains navigation options: WLAN, AAA Servers, Guest Access, Access Control (selected), Passpoint, and ePSK. The main content area is titled 'Access Control Lists' and features an 'ACL' table with columns for Precedence, Policy, Direction, Type, Rule, Description, Edit, and Delete. The table is currently empty, displaying 'No Rule Available'. Below the table is an 'Add New' button. The 'MAC Authentication' section includes a 'Policy' dropdown set to 'Deny', radio buttons for 'Deny', 'Permit', 'RADIUS' (selected), and 'crMaestro', and a 'Delimiter' field. There are also checkboxes for 'Password', 'Upper Case', and 'DNS ACL'. The 'Scheduled Access' section provides time selection fields for each day of the week, from Sunday to Friday, with 'Start Time' and 'End Time' inputs for each.

The screenshot shows the 'Scheduled Access' and 'Usage Limits' configuration pages in the Cambium Networks crMaestro interface. The left sidebar is identical to the previous screenshot. The main content area is titled 'Scheduled Access' and features time selection fields for each day of the week, from Sunday to Saturday, with 'Start Time' and 'End Time' inputs for each. Below this is the 'Usage Limits' section, which includes checkboxes for 'Rate Limit per Client' and 'Rate Limit for WLAN'. Under 'Rate Limit per Client', there are input fields for 'Upstream' and 'Downstream' rates, both set to '0' Kbps. Similarly, under 'Rate Limit for WLAN', there are input fields for 'Upstream' and 'Downstream' rates, also set to '0' Kbps. A 'Save' button is located at the bottom of the configuration area.